



EDOMÉX
ESTADOS UNIDOS MEXICANOS



Like and don't like

Autor(a): Alicia Guadarrama Suarez
Esc. Sec. Of. No. 0886 Agripin García Estrada 15EES1322G
Villa Guerrero, México
8 de Febrero de 2023





EDOMÉX
UNIDAD EDUCATIVA FEDERAL PARA EL ESTADO DE MÉXICO



Like and don't like

Purpose: identify the use of like as a verb in simple sentences and short written texts.

Social Practice of the language: Exchange compliments, likes and dislikes in an interview.

How to use the didactic material

- The ppt presentation was designed with the aim to allow the teacher explains students how to use like in a simple sentence.

Steps to follow:

1. First, teacher check what they know about the topic, teacher explains students what is like and how to use it as a verb in an affirmative, negative and interrogative way.
 - Teacher should use a Warm up or a total physical response activity to check previous knowledge.
 - Students answer the question: **what do you like?**
 - In plenary, students share their answers.

LIKE

You can use like to say that something is good for you or you enjoy it.

◊ To form an affirmative sentence we use:

Subject + Verb + Object/Complement

I like burgers

◊ For third singular person (He, She and It) we add an "S" at the end of the verb

Subject + Verb + Object / Com.

She likes burgers.



©2019 CLS, SDEE

AFFIRMATIVE SENTENCES

Subject + Verb + Object/Complement

I

You

We

They

like burgers

He

She

It

likes burgers



©2019 CLS, SDEE

NEGATIVE SENTENCES:

DON'T/DOESN'T LIKE

We use don't or doesn't to make negative sentences:

Subject + Negative aux + Verb + Object/Complement

I				
You	don't	like	burgers	
We				
They				
He	doesn't	like	burgers	
She				
It				

QUESTIONS


Aux + Subject + Verb + Object/Complement + ?

Do	I			
	You			
	We	like	burgers ?	
	They			
Does	He			
	She	likes	burgers ?	
	It			

2.- During the explanation teacher asks students to write five sentences about things they like and five about what they don't like.

- Using the previous activity students create some yes/no questions in order to asks them to a classmate.
- Students share their answer and the rest of the group has to guess who is the answers' own.

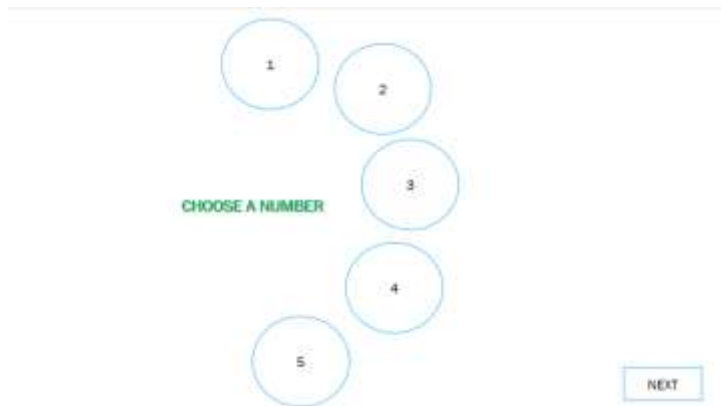
3.- To assess what the students have already understood; the ppt provides a little game.



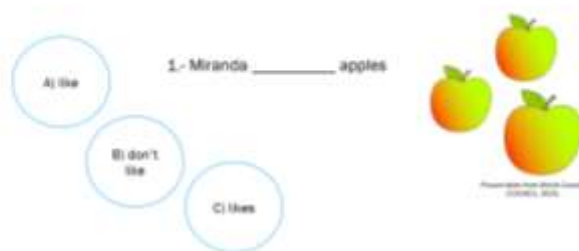
LETS PLAY A GAME

Are you ready?

- The achievement to assess in this quiz' according with the key learning for comprehensive education 2017 is to revise likes and dislikes
- Teacher provides each student three papers with the letters A, B, C in each one.
- Teacher explains the game rules:
- students select a number and read the sentence or question and select the best option according with the slide, to share their answer they pick up the paper with the letter selected and show it.



CHOOSE AN OPTION



- Students who have the correct answer obtain a signature.

4.- Teacher explains how to use like for activities, how to form gerund form

- Students write a sentence about what they like doing in their free time.
- In plenary students check it.

LIKE + ING

To say how you feel about an activity you can use like + a verb ending with ing (gerund form)



- She likes **doing** her homework.
- She doesn't like **doing** her homework.




- We like **getting** up late.
- We don't like **getting** up late.

5.- To work with the achievement; understand general sense and main ideas, students read a text and play a similar game like activity 3.

ROBERT

Robert is a student from elementary school. He usually likes watching tv, listening to music and playing basketball in his free time. Once, his mother bought him an electric guitar, but he doesn't like it, because he doesn't know how to use it.



- Students select a number; they write on their notebook the best option and share with the group their answers.
- Teacher may ask to a specific student to share his/ her answer or choose to work with the piece of papers in order to the whole group answer synchronic

CHOOSE A NUMBER



1.- DOES ROBERT LIKE SWIMMING?

A) Yes, he does.

B) No, he doesn't.

- To work with writing skill, students have to answer the questions 6 and 7 on their notebooks.

6.- WHY DOESN'T ROBERT LIKE HIS ELECTRIC GUITAR?

Write your answer in your notebook, and share it with a classmate.

6.- for future sessions:

- Teacher may ask the students to create a little interview about likes and dislikes or free times activities for a relative.



EDOMÉX
GOBIERNO DEL ESTADO DE MÉXICO



Referencias

SEP. (2017). *Arendizajes Clave para la Educacion Integral Inglés*. México: SEP.

COUNCIL, B. (17 de 01 de 2023). *Learn English kids* . Obtenido de Learn English Kids :
<https://learnenglishkids.britishcouncil.org/worksheets>

SEP. (2017). *Aprendizajes Clave para la Educación Integral Inglés*. Ciudad de México: SEP.